

Vacuum Oven

TVO-5-A

PART ID: CTVA522



Capacity	4.5 cu.ft. (127.4 liters)
Interior Dimensions (W x D x H)	18.1" x 24.1" x 18.1" 459 x 612 x 459 mm
Exterior Dimensions (W x D x H)	26.6" x 38.6" x 33.2" 676 x 981 x 844 mm
Unit Weight	365 lb (166 kg)
Shipping Weight	460 lb (209 kg)
Shelves	3 standard, 6 total
Maximum Weight Per Shelf	35 lb / 15.8 kg
Permitted Total Load	105 lb / 47.6 kg
Standard Door Gasket	Silicone Standard
Port	1" vacuum port (KF-25)
Controls	Watlow EZ-ZONE
Warranty	2 Year Limited Warranty
Interior Construction	300 series stainless steel
Exterior Construction	Painted Cold Roll Steel
Wall Clearance, Each Side	6.0" (152 mm)
Wall Clearance, Rear	12.0" (305 mm)
Vertical Clearance	12.0" (305 mm)
Electrical, 50/60Hz, AC, 1Ø	
Voltage	110V-120V
Full Load Amps	13
Nominal Power (watts @150°C)	835
Plug Supplied	NEMA 5-15P
Energy Consumption (kWh/day)	
At 80°C	13.2
At 150°C	19.4
At 220°C	30.8
Temperature Range 10°C above ambient to 220°C	
Heat-Up Time — Minutes to 80°C	70
Heat-Up Time — Minutes to 150°C	120
Heat-Up Time — Minutes to 220°C	175
Temperature Uniformity	+/- 6% of Set Point
Temperature Stability	+/- 0.25°C @ 150°C
Operational Vacuum Range	683 to less than 20 mTorr @ 150°C
Vacuum Display Range	1100 to 0.1 mTorr
Safety Certifications	UL 61010-1, EN 61010-1, CSA 61010-1, CE

We reserve the right to alter specifications at any time



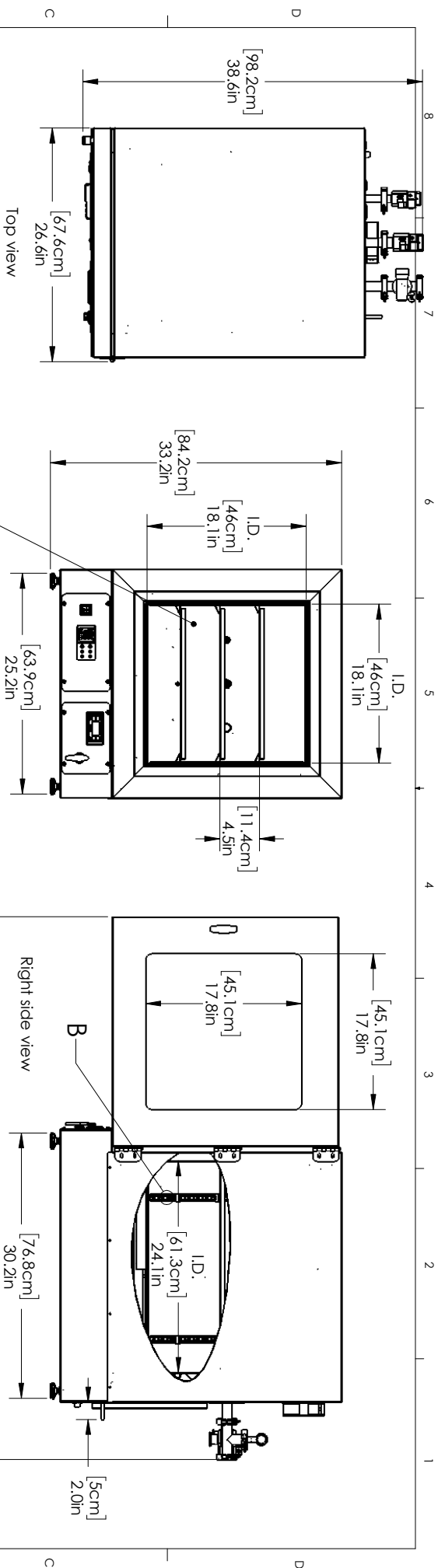
MADE IN
USA



CE G US

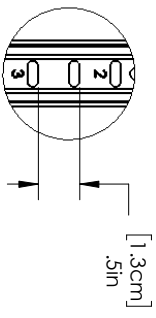


0740588 2/20

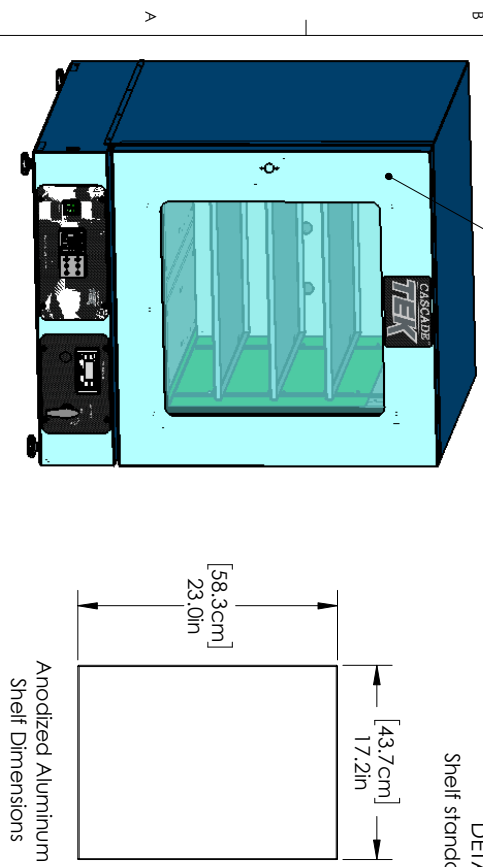


Internal material:
300 series stainless steel

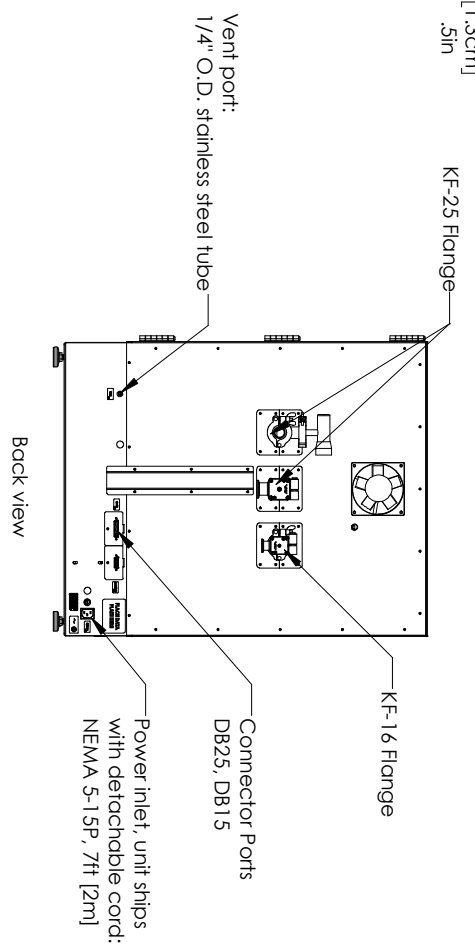
External material:
Cold rolled mild steel
Powder coated



DETAIL B
Shelf standard spacing



Anodized Aluminum
Shelf Dimensions



Back view

		Cascade TEK Solutions, LLC 300 N 26th Ave Cornelius, OR 97113 www.cascadetek.com	
PROPRIETARY AND CONFIDENTIAL THE INFORMATION CONTAINED IN THIS DRAWING IS THE SOLE PROPERTY OF AN EMPLOYEE OF CASCADE TEK SOLUTIONS, LLC. NO PART OF THIS DRAWING IS TO BE REPRODUCED OR TRANSMITTED IN ANY FORM OR BY ANY MEANS, WITHOUT THE WRITTEN PERMISSION OF Cascade TEK Solutions, LLC.	DRAWN RI	NAME RI	DATE 4/5/2017
MODEL: TWO-5-A	SIZE B	DWG. NO. 9100953	REV
SCALE: 1:1	WEIGHT:	SHEET 1 OF 1	